

दूरभाष/Phone : 25367033, 25367035, 25367036
फैक्स /Fax : 0091-11-25367024
ई-मेल /E-mail : mci@bol.net.in
वेबसाइट /Website : www.mciindia.org



पॉकेट -14, सेक्टर-8, द्वारका,
फेस-1, नई दिल्ली-110077
Pocket- 14, Sector- 8, Dwarka Phase - 1,
New Delhi-110077

भारतीय आयुर्विज्ञान परिषद के अधिक्रमण में शासी बोर्ड
BOARD OF GOVERNORS
IN SUPERSESSION OF MEDICAL COUNCIL OF INDIA

BOG Meeting Date: 11.02.2019 under Item No.15
Item No.107 - II

शासी बोर्ड बैठक दिनांक: 11.02.2019 मद संख्या: 15 के तहत
मद संख्या: 107 - II

सं./No. भा.आ.प./MCI-68(22)/2019-मेड./Med./

दिनांक/Date:

सचिव,
भारत सरकार,
स्वास्थ्य और परिवार कल्याण मंत्रालय,
निर्माण भवन,
नई दिल्ली -110011

The Secretary to the Govt. of India,
Ministry of Health & F.W.,
Nirman Bhawan,
New Delhi - 110011

विषय/Subject: Kerala University of Health Sciences, Thrissur - Recognition of MD(Radiodiagnosis) qualification for 2 seats in respect of students being trained at Kannur Medical College, Kannur, Kerala.

महोदय/ महोदया,
Sir/Madam,

I am directed to state that the Board of Governors at its meeting held on 11.02.2019 considered the Assessment Report (26.11.2018) on the standard of examination and other teaching facilities available at Kannur Medical College, Kannur, Kerala for purpose of Recognition of MD(Radiodiagnosis) qualification for 2 seats granted by Kerala University of Health Sciences, Thrissur and decided as under: -

"The Board of Governors considered the Council Assessor's Report (26.11.2018) together with the recommendations of the PG Expert Group (BoG) and decided to recommend to the Central Government that MD(Radiodiagnosis) qualification for 2 seats granted by Kerala University of Health Sciences, Thrissur in respect of students being trained at Kannur Medical College, Kannur, Kerala be recognized and included in the 1st Schedule to the I.M.C. Act, 1956.

The Board of Governors further decided that the recognition so granted shall be for a maximum period of 5 years from the date of Notification upon which the Institute shall have to apply for renewal of recognition. Failure to seek timely renewal of recognition as required shall invariably result in stoppage of admission to the Postgraduate Course."

You are therefore requested to notify the above qualification at the earliest.

निरीक्षण रिपोर्ट की प्रति इसके साथ संलग्न है।
A copy of assessment report is enclosed herewith.

Date/Year of starting the course: 2015
Date/Year of examination of the first batch: 2018

भवदीय,
/ (डॉ. राजेन्द्र वाबले)
संयुक्त सचिव

पृष्ठांकन सं./Endst. No. भा.आ.प./MCI-68(22)/2019-मेड./MCI/ 174841 दिनांक/Date: 16/2/19
प्रति सूचनार्थ तथा आवश्यक कार्रवाई हेतु :-
Copy forwarded for information and necessary action to: -

1. The Dean/ Principal, Kannur Medical College, P.O. Anjarakandy, Kannur-670612Ph: 0497-2856400
2. The Registrar, Kerala University of Health Sciences, Thirissur - 860596
3. The Director of Medical Education, Medical College Campus, Thiruvananthapuram-695011, Kerala
4. Computer Section of the Council for uploading on MCI website.

(डॉ. राजेन्द्र वाबले)
संयुक्त सचिव

STANDARD ASSESSMENT FORM FOR PG COURSES YEAR 2018-19

(Report in this SAF prescribed for the year 2018-19 will only be accepted)

SUBJECT – RADIO-DIAGNOSIS**INSTRUCTIONS TO DEANS& ASSESSORS**

1. Please read the SAF carefully before filling it up. Retrospective changes in Data will not be allowed.
2. Do not use Annexures. All information should be provided in SAF at appropriate place earmarked. No Annexures will be considered.
3. Experience details should be supported by experience certificate from competent authority (from the place of work) without which it will not be considered.
4. Don't add, alter or delete any column of SAF.
5. In case of DNB qualification name of the hospital/institution from where DNB training was done and year of passing must be provided. Simply saying National Board of Examination, New Delhi is not enough. Without these details DNB qualification holder will be summarily rejected.
6. Experience of defense service must be supported by certificate from the competent authority of the office of DGAFMS without which it will not be considered.
7. Dean will be responsible for filling all columns and signing at appropriate places.
8. If promotion is after cut-off date (i.e. after 21/07/2013 for Professor & 21/07/2014 for Associate Professor) or benefit of publications is given in promotion before cut-off date, give the list of publications immediately below the name of faculty in this format: Title of Paper, Authors, Citation of Journal, details of Indexing. Photocopies of published articles should also be submitted without which they will not be considered. Give details of only original research articles; Case reports, Review articles and Abstracts will not be considered and should not be included.
9. No abbreviations of the name of Medical College in the Faculty List and Declaration Forms are acceptable

INSTRUCTIONS TO ASSESSORS: Please ensure that only original research papers published in indexed print journals are included in the list. Remaining entries, if included, should be struck off.

10. Assessor may give any relevant remarks not shown in the assessment report on the page marked "Remarks of Assessor". No separate confidential letter should be sent.
11. Count only those faculty & Residents who have signed in attendance sheet before 11:00 a.m. and are present for subsequent verification and are found eligible on verification and also those who are on MCI permitted leave and MCI or Court duty. Do not forget to obtain signature of faculty and residents/senior residents in faculty table in appropriate column.



Signature of Dean




Signature of Assessor

REGIONAL
MCI OFFICE
ANNAMALAI POST
KANNIUR-625 012

**Standard Assessment Form for Postgraduate courses
(Radio-Diagnosis)**

1. Name of Institution: **Kannur Medical College, Anjarakandy, Kannur, Kerala**

MCI Reference No.:MCI/PG Assessment//Dated 22.11.2018

2. Particulars of the Assessor:-

Assessment Date 26.11.2018

Name ...DR SATBIR SINGH...	Residential Address (with Pin Code)
Designation PROFESSOR Specialty RADIODIAGNOSIS	F-5/3 MODEL TOWN DELHI 10009
Name & Address of Institute/College GIPMER JL NEHRU MARG, NEW DELHI 10002	Phone (Off) 0112233414 (Resi.) 01127249272 (Fax)..... Mobile No. ...9718599082

3. **(Institutional Information)**

A). **Particulars of college**

Item	College	Chairman/ Health Secretary	Director/ Dean/ Principal	Medical Superintendent
Name	Kannur Medical College	Dr. Jabir Jabbar	Dr. Remesan T	Dr. P.G. Ananda Kumar
Address	Anjarakandy Integrated Campus, Anjarakandy, Kannur	Anjarakandy Post, Kannur	SQ. No 2, Upstairs, KMC Campus, Anjarakandy, Kannur	SQ No B/2 KMC Campus, Anjarakandy
State	Kerala	Kerala	Kerala	Kerala
Pin Code	670612	670612	670612	670612
Phone (Off) (Res)	0497-285640 04972852500	0497-2856400 04972852500	0497-2856400 04972852500	0497-2856400 04972852500
Mobile No.		9447287151	9160085438	9895428760
E. mail:		kmcanjarakandy@gmail.com	kmcprincipaloffice@gmail.com	mkmchanjarakandy@gmail.com

B). **Particulars of Affiliated University**

Item	University	Vice Chancellor	Registrar
Name	Kerala University of Health Sciences	Dr. M.K.C Nair	Prof. Dr. M K Mangalam
Address	Kerala University of Health Sciences, Medical College P.O, Thrissur	Kerala University of Health Sciences, medical College P.O, Thrissur	Kerala University of Health Sciences, medical College P.O, Thrissur
State	Kerala	Kerala	Kerala
Pin Code	680596	680596	680596
Phone (Off) (Res)	0487-2206770 0487-2206790 0487-2207616	0487-22067601	0487-2206780
Mobile No.		9447121689	9846286549
E. mail:	helpdesk@kuhas.ac.in	vc@kuhas.ac.in	pvc@kuhas.ac.in

Signature of Dean

Signature of Assessor

SUMMARYDate of Assessment: 26-11-2018 Name of Assessor: DR. SATBIR SINGH

1. Name of Institution (Private / Government)	Director / Dean / Principal (Who so ever is Head of Institution)	
	Name	Dr. Remesan T
	Age & Date of Birth	55, 04.05.1960
	Teaching experience	22 Y 7 M
	PG Degree (Recognized/Non-R)	MD Physiology
	Subject	Physiology

2. Department inspected	Head of Department	
	Name	Dr. Keshav Kumar ADT
	Age & Date of Birth	50Y & 12.10.1967
	Teaching experience	23
	PG Degree (Recognized/Non-R)	MD Govt. Medical college Mysore

3.(a). Number of UG seats	Recognized (Year: 2011)	Permitted (Year: 2006)	First LOP date when MBBS course was first permitted
	2011 (100 intake)		20.06.2006
(b). Date of last inspection for	UG: 18.04.2018	PG -	16-02-2015
	Purpose: Enhancement 100 to 150	Purpose: Recognition	
	Result:	Result: Recognized	

4. Total Teachers available in the Department:

Designation	Number	Name	Total Teaching Experience	Benefit of Publications in Promotion
Professor	2	Dr. Keshav Kumar ADT Dr. C S Ramesh	23 20	
Addl./Assoc Professor	1	Dr. Sheetal C M	8yrs 2months	Yes
Asst. Professor	2	Dr. Aneesh M.M. Dr. Adaikkalavan C.	7 yrs 5 months 5 Yrs 5 Months	NA
Senior Resident	4	Dr. Aravind T. Dr. Suhas Dr. Sreenath Dr. Suptha	3 Yrs 6 Months 3Y 7 M 4y 3 M 8Y 9M	NA

Note: Count only those who are physically present.

Signature of Dean

Signature of Assessor


5. Clinical workload of the Institution and Department concerned:

Parameter	Entire Hospital	Department of Radio-Diagnosis	
	On the Day of Assessment	On the Day of Assessment	Average of 3 Days Random
OPD attendance upto 2 p.m.	1416	NA	NA
New admissions	145	NA	NA
Total Beds occupied at 10 a.m.	610	NA	NA
Total Required Beds	695	NA	NA
Bed Occupancy at 10 a.m.(%)	87.76%	NA	NA
Major Operations	33	-	-
Minor Operations	39	-	-
Day Care Operations	40	-	-
Total Number of Deliveries	05	-	-
Total Caesarean Sections	02	-	-
Total Deaths	01	-	-
Casualty attendance	127	-	-

Put N.A. whichever is not applicable to the Department.

Note:

n



[Handwritten Signature]
 PRINCIPAL
 KANNUR DISTRICT HOSPITAL
 ANJALAPPA, KANNUR
 KANNUR-574 302

Signature of Dean

[Handwritten Signature]

[Handwritten Signature]
 26/11

Signature of Assessor

- OPD attendance is to be considered only up to 2 p.m. Bed occupancy is to be considered at 10 a.m. only.
- Investigative Data to be verified with Physical Registers in Radiodiagnosis & Central Clinical Laboratory.
- Data to be verified with Physical Registers in Blood Bank.

6. Investigative Workload of entire hospital and Department Concerned.

Parameter		Entire Hospital	Department of Radio-Diagnosis	
		On the Day of Assessment 2pm	On the Day of Inspection(2 PM)	Average of 3 Random Days
Radio-diagnosis	MRI	8	8	12
	CT	11	11	18
	USG	96	96	112
	Plain X-rays	150	150	190
	IVP/Barium etc.,	03	03	05
	Mammography	03	03	05
	DSA	02	02	02
	CT guided FNAC	01	01	02
	USG guided FNAC	03	03	06
	Any other	-	-	-
Pathology	Histopathology	34	34	36
	FNAC	14	14	15
	Hematology	2427	2427	2846
	Others	198	198	210
Bio-Chemistry		1384	1384	1453
Microbiology		178	178	169
Blood Units Consumed		38	38	41

7. Publications from the department during last 3 years:

(Give only full articles published in indexed journals. No case reports or review articles be given)

No	Author	Topic	Journal	Published
1	Dr. Sheethal CM Dr. Mangalanandan Dr. KSudheer Dr. Geena Benjamin	Ultrasound Evaluation in Various First Trimester Abortion	Journal of Medical Science And Clinical Research	JMSCR Volume 05 Issue 04 April 2017 Page 20731-20735
2	Dr. Adaikkalavan C Dr. Sajitha K Dr. Josey Varghese Dr. Amilu Elsa Varghese	Role of Computed Tomography in Diagnosis of Bronchogenic Carcinoma with Histopathological Correlation	Journal of Medical Science And Clinical Research	JMSCR Volume 05 Issue 06 June 2017 Page 23500-23509
3.	Dr. Rajamma CK Dr. Sheethal CM	Correlative Study Between Clinical, Ultrasound and Histopathological Examination Features and the Management of Hemorrhagic Cysts of Ovary	International Journal of Scientific Study	International Journal of Scientific Study July 2017, Vol 5 Issue 4 Page 228-231
4.	Dr. Aneesh MM Dr. Kiran L. Dr. Adaikkalavan C.	Efficacy of fetal transcerebellar diameter in gestational age estimation in singleton gestations by ultrasonography in second and third trimester of pregnancy	International Journal of Radiology 2018	MedPulse – International Journal of Radiology, April 2018.
5.	Dr. Aneesh MM. Dr. Aravind T.	A question-based study on radiation exposure associated with diagnostic imaging investigations in undergraduate medical students.	International Journal of Scientific Research	International Journal of Scientific Research. May-2018.
6.	Dr. Kiran L Dr. Adaikkalavan C. Dr. Archana Ramachandran	Role of MRI in the diagnosis of lumbar disc degenerative disease	Indian journal of applied research	Indian journal of applied research May-2018.
7.	Nidhin Varkey Varghese Aneesh MM C S Ramesh	Application of colour Doppler ultrasonography in evaluation of portal hypertension: a hospital based prospective study	Global journal for research analysis	Global journal for research analysis to be published 15 December 2018
8.	Kadeeja A Adaikkalavan C	Role of color doppler in pregnancy induced	International journal of scientific research	International journal of scientific research to be published

Signature of Dean

Signature of Assessor

	Keshav Kumar ADT	hypertension: case based study in a tertiary care hospital		published 1 December 2018
9.	Dr. Kiran L Dr. Aneesh MM Dr. Aravind Thulaseedharan	Fetal kidney length in estimation of gestation age by sonography	International Journal of Contemporary Medicine, Surgery and Radiology	Under review
10.	Shanid Muhammed C S Ramesh Aravind Thulaseedharan Minu Venga	Evaluation of types of thyroid nodules by ultrasound: A prospective randomized study	International journal of scientific research	Under review
11.	Minu Venga Keshav Kumar ADT Sheethal Cheriya Madathil Shanid Muhammed	Umbilical artery Doppler velocimetry in high risk pregnancy with relation to outcome in a tertiary hospital - a descriptive study	International journal of scientific research	Under review

8	Blood Bank	License valid	Yes 12.04.2021
		Blood component facility available	Yes
		Number of blood units stored on the inspection day	65
		Average units consumed daily (entire hospital)	Packed cell 22, FFP 12

9. Specialized services provided by the department: Adequate
10. Specialized Intensive care services provided by the Dept: Adequate
11. Specialized equipment available in the department: Adequate
12. Space (OPD, IPD, Offices, Teaching areas) Adequate

13	Library		Central	Departmental
		Number of Books	11366	208
		Number of Journals	190	22 Printed and 15 online
		Latest journals available up to	Dec 18	Dec 18

14. Casualty Number of Beds: 25+ 4 OBG Available equipment : Adequate

15. Common Facilities

- Central supply of Oxygen/Suction: Available
- Central Sterilization Department Adequate
- Laundry: Mechanical
- Kitchen Gas
- Incinerator: Functional, Capacity: 25 kg/hour
- Bio-waste disposal Outsourced
- Generator facility Available
- Medical Record Section: Computerized
- ICD10classification Used

16. Total number of OPD, IPD and Deaths in the Institution and department concerned during the last one year:

In the entire hospital	
OPD	444793
IPD (Total Number of Patients admitted)	50362
Deaths	170

17. Number of Births in the Hospital during the last one year: 2797

Signature of Dean

Signature of Assessor

Note	: 1)	The data be verified by checking the death/birth registration forms sent by the college/hospital to the Registrar, Deaths & Births (Photocopy of all such forms be provided.)
	: 2)	Year means calendar year (1 st January to 31 st December)

18. Accommodation for staff : Available

19	Hostel Accommodation No.	UG		PG		Interns	
		Boys	Girls	Boys	Girls	Boys	Girls
	No. of Students	276	444	124	124	78	75
	No. of Rooms	92	148	62	62	26	25
	Status of cleanliness	Good	Good	Good	Good	Good	Good

20	Total number of PG seats in the concerned subject	Recognized seats	Date of recognition	Permitted seats	Date of permission
	Degree	0	NA	2	27-02-2015
	Diploma	0	NA	NA	NA

21. Year wise PG students admitted (in the department inspected) during the last 5 years and available PG teachers

Year	No. of PG students admitted		No. of PG Teachers available in the dept.
	Degree	Diploma	
2018	2	NA	3- Dr. Keshav Kumar ADT, Dr. CS Ramesh, Dr Sheethal CM
2017	2	NA	2 - Dr. Keshav Kumar ADT, Dr. CS Ramesh
2016	2	NA	2 - Dr. Keshav Kumar ADT, Dr. CS Ramesh, Dr. Sinew Raz
2015	2	NA	2 - Dr. Keshav Kumar ADT, Dr. CS Ramesh, Dr. Sinew Raz
2014	NA	NA	NA
2013	NA	NA	NA

22	Other PG courses run by the institution	Course Name	No. of seats	Department
		DNB	NA	NA
		M.Sc.	NA	NA
		Others (Super specialties)	NA	NA
		MD	19	Ophthalmology - 2 Psychiatry - 2 Dermatology - 1 Community Medicine - 2 Pathology - 2 Biochemistry - 2 Anatomy - 2 Physiology - 2 Microbiology - 2 Pharmacology - 2

23. Whether department of Neuro-Radiology or any other Radio-Diagnosis related Super-Specialty department running DM course exists in the Institution - No. If yes, give details.

Name of department	When Lop for DM granted & number of seats	Details of Faculty. Names & designations
	NA	NA
	NA	NA

I have physically verified the above Super-Specialty departments and faculty and they have not been counted in the inspection for MD (Radio-Diagnosis)

24 Stipend paid to the PG students, year-wise:

Signature of Dean

Signature of Assessor

Year	Stipend paid in Govt. colleges by State Govt.	Stipend paid by the Institution
Ist Year	43,000	43,000
IInd Year	44,000	44,000
IIIrd Year	45,000	45,000

25. List of Departmental Faculty joining and leaving after last inspection:

DESIGNATIONS	NUMBER	NAMES	
		JOINING FACULTY	LEAVING FACULTY
Professor	NIL	NIL	NIL
Asscciate Prof.			
Assistant Prof.		Dr. Aneesh MM Dr. Adaikkalavan	Dr. Sinew Raz Dr. Shilpa
SR/Tutor/Dem:ons.		Dr. Aravind T. Dr. Sreenath SM Dr suptha	
Others			

PRINCIPAL
MADRAS VETINARY COLLEGE
ASSISTANT PRINCIPAL
MADRAS VETINARY COLLEGE

Signature of Dean

Signature of Assessor

4	Asst. Professor	Dr. Aneesh MM	Full-time	AVDPM4282E	M.D. Radiology 2011	S.N. Medical College, Agra	Dr. Bhimrao Ambedkar University, Agra	Senior Resident	S.N. Medical College, Agra	31.05.2008	30.05.2011		
5	Asst. Professor	Dr. Adulkulavian C.	Full-time	AVVPA9417M	MD Radiodiagnosis 2015 DNIB Radiodiagnosis 2016	Govt. TD medical college Alappuzha, Kerala National Board of Examinations	Kerala University of Health Sciences National Board of Examinations	Jr. Resident Sr. Resident Sr. Resident	Govt. TD medical college Alappuzha Kerala Govt. TD medical college Alappuzha Kerala Govt. medical college Kozhikode	02/07/2012 02/07/2015 30/11/2015	01/07/2015 28/11/2015 01/07/2016	5 Years 9 Months	
6	Senior Resident	Dr. Sulhas AS	Full-time	BVTPAI762N	MD RD 2015	JIPMER	Pondicherry University	Jr. Resident Sr. Resident	JIPMER	01/04/2012	31/05/2015	3 Years	
7	Senior resident	Dr. Suptha	Full Time		DMRD	AIMS Mandiyya	RGUHS	Jr. Resident Sr. Resident	AIMS Mandiyya KMC KMC	01.04.2005 02.02.2012 03.02.2013	30.04.2008 02.02.2013 Onwards	7 M 8 Yrs 9 Months	

11119

[Handwritten signature]

[Handwritten signature]

11119

26. Faculty deficiency, if any

Designation	Faculty available (number only)	Faculty required	Deficiency, if any
Professor	2	1	Nil
Assoc Professor	1	2	Nil
Asst. Professor	2	2	Nil
Sr. Residents	4	4	Nil
Jr. Residents			
Tutor/ Demonstrator			
Any Other			

27. REMARKS OF ASSESSOR

1. Please do not repeat information already provided
2. Please do not make any recommendation regarding granting permission/recognition
3. If you have noticed or come across any irregularity during your assessment like fake or dummy faculty, fake or dummy patients, fudging of data of clinical material etc., please mention them here)

The department of Radio diagnosis of Kannur Medical College- Kannur was assessed on 26.11.2018 for recognition of seats for MD Radio diagnosis.

1. Infrastructure facilities and space requirements are adequate
2. Adequate clinical and teaching material is available
3. Department library has 208 books and 22 journals.
4. Equipments are adequate as per list attached (Annexure).
5. The postgraduate teaching programme, teaching methods and evaluation are as per MCI norms.
6. The examination was conducted as per the MCI PG examinations norms. The appointments of examiners are as per MCI eligibility norms. The list of examination spotters case long and short attached (Annexure)

[Handwritten signature]
 DEAN
 KANNUR MEDICAL COLLEGE
 KANNUR
 26/11/2018

Signature of Dean

[Handwritten signature]
 11/12/18

Signature of Assessor

Teaching and Resident Staff, Department of Radiodiagnosis

S. No.	Designation	Name with Date of Birth	Nature of employ Full time/Part time	PAN Number TDS deducted	PG QUALIFICATION			Experience					Signature of Faculty Member
					Subject with Year of passing	Institution	University	Date wise teaching experience with designation & Institution	From	To	Total Period	* Benefit of publications given in promotion Yes/No, if yes List publications here (no annexures)	
1	Professor	Dr. Keshav Kumar ADT 12/10/1967	Full-time	AAQPK6896C	MD Radiology 1995	Govt. Medical College Mysore	Mysore University	Jr. Resident Govt. Medical College Mysore	01/09/1992	15/09/1995			
					MD Radiology 1995	Govt. Medical College Mysore	Mysore University	Asst. Professor Al-Ameen MC Basaveshwara MC KMC	02/11/1997 01/11/2000 01/12/2006	30/10/2000 15/11/2002 30/06/2007	24 years		
2	Professor	Dr. CS Ramesh 02/05/1968	Full-time	AAJPR7751G	MD Radiology 2000	AIMS Bellur	RGUHS	Jr. Resident KMI Oncology St St John's MC SSMC Tumkur KMC Kannur	01/09/1997 02/02/2001 15/06/2002 22/03/2004 23/03/2004 20/06/2006	30/09/2000 15/06/2002 22/03/2004 15/03/2006 20/09/2007	22 years		
3	Assoc. Professor	Dr. Sheetal CM 25/06/1978	Full-time	BMDPS4759J	DNB Radiology 2012	Pushpagiri Medical College	National Board of Examinations	Professor JR Assistant Prof Associate Professor	21/09/2007 22/09/2011 2009	21/09/2011 Onwards 2012	8 years 2 Months		

8	Senior Resident Dr. Aravind Thulasiheedharan	Full-time	AOPT5231B	DMRD 2016	Jawaharlal Nehru Medical College, Belgaum	KLE University Karnataka	Jr. Resident Sr. Resident	JNMC Belgaum KMC Kannur	07/05/2014 12/05/2016	07/05/2016 Onwards	3 Years	
9	Senior Resident Dr. Sreenath S M	Full Time	DFIP84927E	DMRD		KUHS	Jr. Resident Sr. Resident	KMC Pushpagiri Medical College KMC Kannur ACME Pariyaram KMC Kannur	01.09.2010 24.07.2013 01.08.2015 01.10.2015 01.06.2018	15.11.2011 24.07.2015 30.09.2015 22.03.2016 Onwards	4 Y 3 M	

Note: 1. Unit wise teaching/Resident staff should be shown separately for each Unit in the Proforma.

2. Use only the Format provided. DONOT devise your own format otherwise the information will not be considered. Fill up all columns
3. *Publications: Give only full articles in indexed Journals published during the period of promotion and list them here only. No Annexure will be seen.
4. In case of DNB qualification name of the institution/hospital from where DNB training was done and year of passing must be provided. Simply saying National Board of Examinations, New Delhi is not enough. Without these details DNB qualification holder will be summarily rejected.
5. Experience of Defence services must be supported by certificate from competent authority of the office of DGAFM without which it will not be considered.

I have verified the eligibility of all faculty members for the post they are holding (based on experience certificates issued by competent authority of the place of working). Their experience details in different Designations and unit wise distribution is given the faculty table above.

[Signature]

Signature of Dean

Signature of Assessor

[Signature]

6. Have any of these faculty members been considered in PG/UG inspection at any other college or any other subject in this college after 01.03.2015. If yes, give details.

Date of Inspection	Subject	Institution

- 7 List of Faculty joining and leaving after last inspection:

Designations	Number	Names	
		Joining faculty	Leaving faculty
Professor	NIL	NIL	NIL
Associate Prof.			
Assistant Prof.		Dr. Aneesh MM Dr. Adaikkalavan	Dr. Sinew Raz Dr. Shilpa
SR/Tutor/Demons.		Dr. Aravind T. Dr. Sreenath SM Dr suptha	
Others			

- 8 List of Non-teaching Staff in the department:-

S. No.	Name	Designation
1	Balakrishnan	Radiographer
2	Sreerag	Radiographer
3	Anjana	Radiographer
4	Binoj	Radiographer
5	Jabir	Radiographer
6	Sharath	Radiographer
7	Jaseela	Radiographer
8	Nasif	Radiographer
9	Rejil	Radiographer
10	Stebin	Radiographer
11	Anushima	Radiographer
12	Athira	Radiographer
13	Swaliha	Radiographer
14	Arya	Dark room Assistant
15	Binisha	Dark room Assistant
16	Sindu	Typist
17	Saravanan	Receptionist
18	Vinod	Store Room

Signature of Dean

Signature of Assessor

19	Shamna PP	Typist
----	-----------	--------

9 Daily investigative workload:

	Inspection Day	Average of Random 3 days
Total number of plain X-rays daily:	187	190
Daily Ultrasound	96	112
Daily CT Scan	17	18
Daily MRI	11	12
Special Investigations like Barium study/IVP etc.	8	9
Mammography	3	5
CT guided procedures like FNAC	1	2
Ultrasound guided/procedures like FNAC/Aspirations.	3	6
DSA	2	2
Others	5	5

[Handwritten Signature]
 DEAN
 DEPARTMENT OF RADIO-DIAGNOSIS
 K. J. Somaiya Institute of Postgraduate Medical Education & Research
 V. J. Somaiya Institute of Postgraduate Medical Education & Research

Signature of Dean

[Handwritten Signature]
 2.6/11

Signature of Assessor

10 Year-wise investigative workload (during previous 3 years) for department of Radio-Diagnosis.

Parameters	Year 1 2015	Year 2 2016	Year 3 2017
Total number of Conventional Radiology (X-Rays.)	62,737	64,859	66,360
Total number of Contrast Radiology(Ba.IVP)	1766	1831	1897
Total number of Ultrasound (Gray Scale)	20088	21874	22722
Total number of USG (Colour Doppler)	3109	3377	3490
Ultrasound guided FNAC/Biopsy	710	732	752
CT Scans	4410	4510	6517
CT guided Biopsy/FNAC	158	163	180
<input type="checkbox"/> Ultrasound guided FNAC/Aspiration setc.	690	712	787
MRI(Plain & contrast)	2842	3024	3876
Angiography (conventional/DSA)	139	152	170
Mammography	1365	1339	1442

Any other specialized services being provided by the Department

11. Specialty clinics being run by the department, if any. - YES
Breast Clinic, High risk antenatal Clinic, MSK.
12. Services provided by the Department, if any - YES
Well women clinic.
13. Departmental Library:
 Total No. of Books - 230
 Purchase of latest editions in last 3 years - 102
 No. of Journals - 06
14. Departmental Research Lab.
 Space – 100 sq ft.
 Equipment – Available.
 Research projects utilizing Dept research lab – With central research lab.
15. Departmental Museum (Wherever applicable).
 Space - 200 sq ft.
 No. Of specimens - 100
 Charts/Diagrams - 80
16. Space: No. of rooms
 Patient Exam. Arrangement for FNAC etc – 6.
 Equipments - Available
 Teaching Space – 50 sq M.
 Waiting area for patient – 70 sq ft.

Signature of Dean

Signature of Assessor

17. Office space:

Department Office		Office Space for Teaching Faculty	
Space (Adequate)	Yes, 20 Sq. M	HOD	1 x 18 Sq. M
Staff (Steno /Clerk).	Yes, 15 Sq. M	Professors	2 x 18 Sq. M
Computer/ Typewriter	Available	Associate Professors	2 x 18 Sq. M
Storage space for files	Available	Assistant Professor	1 x 20 Sq. M
		Residents	2 x 20 Sq. M

18. Clinico- Pathological conference: - YES

19. Death Review Meetings: - YES

20. Submission of PNDT Data to authorities: - YES

21. Equipments: List of important equipments available and their functional status
(List here only – NO annexure to be attached)

SL.	X-RAY MACHINES	
1	Number of Static Machines with capacity	2 x 800 MA 2 X 600 MA 2 X 300 MA
2	Number of Mobile Machines with capacity	3 X 60 MA 3 X 100 MA 1X 20 MA
3	X-ray machines with T.V. imaging facility	1 X 800 MA, 1X 600 MA
IMAGING FACILITY		
4	CT Scan	1 – 2017, Multislice
5	MRI	1.5 Tesla, 2014
6	Mammography	1- 2014, Stenographer DMR+
7	Ultrasound Machine (Grey scale)	3 USG machines
8	Ultrasound Machines (with Color Doppler)	2 Color Doppler.
9	DSA	Cath Lab, 1 Functional
10	OOPG (Ortho Pantography)	1 Functional
11	C- Arm	1 Functional
12	CT Printer & CR	1 Functional

22. Radiation Protection Measures being taken or not?

- No. of TLD Badges issued and renewed – Up to December 2018

- AERB Sanction obtained or not: - YES


Signature of Dean

Signature of Assessor

23. Academic outcome-based parameters

- a. Theory classes taken in the last 12 months:
(Dates, Subjects, Name & Designation of teachers, Attendance sheet) **PG - 24, UG - 21**
Available & Verified
- b. Clinical Seminars in last 12 months:
(Dates, Subjects, Name & Designation of teachers, Attendance sheet) **103**
Available & Verified
- c. Journal Clubs held in last 12 months:
(Dates, Subjects, Name & Designation of teachers, Attendance sheet) **48**
Available & Verified
- d. Case presentations held in last 12 months
(Dates, Subjects, Name & Designation of teachers, Attendance sheet) **94**
Available & Verified
- e. Group discussions held in last 12 months
(Dates, Subjects, Name & Designation Of teachers, Attendance sheet) **24**
Available & Verified
- f. Guest lectures held in last 12 months
(Dates, Subjects, Name & Designation Of teachers, Attendance sheet) **8**
Available & Verified

24. Any other information.




 DEAN
 K. J. SOMAIYA
 K. J. SOMAIYA
 K. J. SOMAIYA

Signature of Dean





Signature of Assessor

PART IIIPOSTGRADUATE EXAMINATION
(Only At the Time of Recognition Inspection)

1. Minimum prescribed period of training. **3 Years**,
(Date of admission of the Regular Batch appearing in examination)
2. Minimum prescribed essential attendance: **80 percentages per year.**
3. Periodic performance appraisal done or not? - **YES**
4. Whether the candidates appearing in the examination have submitted their thesis six months before appearing in examination as per PGRegulations.2000? - **YES**
5. Whether the thesis submitted by the candidates appearing in the examination been accepted or not? - **YES**
6. Whether the candidates appearing in the examination have (i) presented one poster (ii) read one paper at National/State conference and presented one research paper which has been published/accepted for publication/sent for publication during period of their postgraduate study period. - **YES**
7. Details of examiners appointed by Examining University. (Give Details here. No Annexures)
 1. **Dr. Keshav Kumar ADT**, MD, Professor of Radio diagnosis, Kannur Medical College, Anjarakandy, Kannur, Kerala.
 2. **Dr. Ramesh CS**, MD, Professor of Radio diagnosis, Kannur Medical College, Anjarakandy, Kannur, Kerala.
 3. **Dr. Ganesh K**, Professor of Radio diagnosis, MD, AJ institute of Medical Sciences and Research, Kundikkana, Mangalore, Karnataka.
 4. **Dr. Devadas Acharya**, MD, Professor of Radio diagnosis, Yenepoya Medical College, Deralakatte, Mangalore, Karnataka.
8. Whether appointment of examiners, their eligibility & conduct of examination is as per prescribed MCI norms or not? **YES**
9. Standard of Theory papers and that of Clinical / Practical Examination: **Good**
10. Year of 1st batch pass out (mention name of previous/existing University): **2018, Kerala University of Health Sciences**

Degree Course: **MD Radiodiagnosis.**

- Note: (i) Please do not appoint retired faculty as External Examiner
(ii) There should be two internal and two external examiners. If there are no two internal examiners available in the department then only appoint three external examiners.

Signature of Dean

Signature of Assessor

PART - I
(Institutional Information)

1 Particulars of Director/Dean/Principal:
(Who so ever is Head of Institution)

Name: Dr. Remesan T Age: 55_(Date of Birth) 04.05.1960

PG Degree Recognised / Not Recognized	Subject	Year	Institu	University
	Physiology	1994	Govt. Medical College	Calicut

Teaching Experience

Designation	Institution	From	To	Total experie
Asst. Professor	ACME Pariyaram	01.10.1995	30.09.2003	7 Yrs 11 M
Assoc Professor/Reader	ACME Pariyaram	01.12.2003	30..09.2007	3 Yrs 9 M
Professor	ACME Pariyaram Kannur Medical College	01.10.2007 01.01.2016	31.10.2015 onwards	10 Y 11 M
Any Other		Grand Total		22 Y 7M

2. Central Library

- Total number of Books in library: 11395
- Books pertaining to Radio-Diagnosis: 399
- Purchase of latest editions of books in last 3years: Total: 1759. Radio-Diagnosis books: 102
- Journals:

Journals	Total	Radio-Diagnosis
Indian	72	1
Foreign	118+92 online	22+15 online

- Year / Month up to which latest Indian Journals available: Dec 2018
- Year / Month up to which latest Foreign Journals available: Dec 2018
- Internet / Med pub / Photocopy facility: **Available**
- Library opening times: **9AM to 10 PM**
- Reading facility out of routine library hours: **Available**
(Obtain list of books & journals duly signed by Dean)

3. Casualty:/ Emergency Department

Space	
Number of Beds	25 General + 4 OBG
No. of cases (Average daily OPD and Admissions):	137/52
Emergency Lab in Casualty (round the clock):	Available
Emergency OT and Dressing	Available
Staff (Medical/Paramedical)	Available: Head (MD-Emergency Med): 1 CMO : 6 Nursing : 12 Paramedical : 25
Equipment available	Zero Delay services, Resuscitation, services, Central Oxygen & suction facility : 4xAmbubag, 2xVentilators, 3xPulse oxymeter, 2xDisaster trolley: 2xEKG, 2x Crash Cart:2, Emergency Drug Trays, 2x Defibrillator, 2xVentilator, 2x mobile x-ray (100ma/60ma), Fully equipped Emergency major OT and two minor OT are available. Sanitary arrangements, Drinking water, for attendants and staff, waiting area, Pharmacy, Canteen are available. Room for Ambulance services available. Radiology department and Central Laboratory departments are next to casualty and work around the clock. Emergency treatments are transferred to concerned

Signature of Dean

Signature of Assessor

	department for further treatment. Specialist care is provided on call.
--	--

4 Blood Bank

(i)	Valid License(copy of certificate be annexed)	Yes	
(ii)	Blood	Yes	
(iii)	All Blood Units tested for Hepatitis C,B, HIV	Yes	
(iv)	Nature of Blood Storage facilities (as per specifications)	Yes	
(v)	Number of Blood Units available on inspection day	65	
(vi)	Average blood units consumed daily and on inspection day in the entire Hospital (give distribution in various specialties) Surgery OT: 8 SICU /ICU: 5 OBG: 07 Ortho OT: 04 D/Unit: 02 Other OT: 07, GMW:6. GSW: 3,OBGW: 4OrthoW: 3, TBCD: 1	Average daily	On Inspection day
		41	38

[Handwritten Signature]
 PRINCIPAL
 KANNUR MEDICAL COLLEGE
 ANTIAR SANDY POST
 KANNUR - 670 512

Signature of Dean

[Handwritten Signature]

Signature of Assessor

5. Central Research Lab:
- Whether it exists? **Yes**
 - Administrative control: Department of Pathology
 - Staff: Adequate
 - Equipment: Adequate available
 - Workload: Adequate
6. Central Laboratory:
- Controlling Department: Department of Pathology
 - Working Hours: 24 Hours
 - Investigative workload: **4985**
(Approximate number of investigations done daily in entire hospital)

Radiotherapy (Optional)	
Radiotherapy	NA
Teletherapy	NA
Brachy therapy	NA

- 7. Central supply of Oxygen/Suction: Available
- 8. Central Sterilization Department Adequate
- 9. Laundry: Manual/Mechanical
- 10. Kitchen Gas
- 11. Incinerator: Functional Capacity: 25 Kg
- 12. Bio-waste disposal Outsourced/ IMAGE
- 13. Generator facility Available
- 14. Medical Record Section: Computerized
- ICD X classification Used
- 15. Total number of OPD, IPD and Deaths in the Institution and concerned department during the last one year:

In the entire Hospital	
OPD	444793
IPD (Total No. of Patients admitted)	50362
Deaths	170

16. Total Number of Births in the Hospital during the last one year: **2797**

Note: The data be verified by checking the death/birth registration forms sent by the college/hospital to the Registrar, Deaths & Births (Photocopy of all such forms be provided.)

17. Recreational facilities: Available /Not available

Playgrounds	Gymnasium
-------------	-----------

18	Hostel Accommodation	UG		PG		Intern	
		Boys	Girls	Boys	Girls	Boys	Girls
	No. of Rooms	92	148	62	62	26	25
	No. of Students	276	444	124	124	78	75
	Status of cleanliness	Good	Good	Good	Good	Good	Good

19. Residential accommodation for Staff /Paramedical staff Adequate

Signature of Dean

Signature of Assessor

20. Ethical Committee (Constitution): Constituted: Annexure enclosed

The Ethical Committee for the current year was constituted with the inclusion of the following members.

1. Chairperson	Vice Principal , KDC	Dr. Fayzal C P
2. Member Secretary	Associate Prof Of Biochemistry	Dr. Priyanka
3. Pharmacologist Member	Prof of Pharmacology	Dr SN Rao
4. Basic Science Member	Prof Of Physiology	Dr T Ramesh
5. Basic Science Member	Assistant Prof Of Pathology	Dr. Bithun Balan
6. Clinical Department Member	Prof of Paediatrics	Dr Riyazudheen
7. Clinical Department Member	Assoc Prof of Psychiatry	Dr Sajeew Kumar
8. Resource Person	Professor:Community Medicine	Dr Satheesh BC
9. Judiciary Member	Adv. Gopakumar K	
10. Theologist	Mr Abdul Khader Moulavi	
11. Social Worker	Mr Madhusoodanan	

21. Medical Education Unit(Constitution)

(Specify number of meetings held annually & minutes thereof):

The Medical Educational Unit for the current year was constituted with the inclusion of the following members.

1. Office In charge	:	Dr. P.G.Ananda Kumar
2. Coordinator	:	Dr. Vidhyadhar N K Ram Rao, Professor , Pathology

Faculty Members

1. Dr. Gufran Ahammed, Prof & HOD , Microbiology
2. Dr T Remesh, Prof & HOD , Physiology
3. Dr Satheesh Babu , Professor , Forensic Medicine
4. Dr. Abdul Haseeb, Prof & HOD , Pharmacology
5. Dr. Dr S N Rao, Professor & HOD , Pharmacology
6. Dr. Abdulla , Associate Professor, General Surgery
7. Dr.Veena Kumari , Associate Professor, Pediatrics
8. Dr. Sajeew Kumar , Associate, Psychiatry


Supporting Staff

1. Stenographer	:	Mrs. Chandralekha, Naseera
2. Computer Operator	:	Mr.Jithesh, Mrs. Shyni
3. Technicians in Audio-Visuals aids	:	Ms.Mrithula Santhosh
4. Photographer & amp; Artist.	:	Mr. Amanullha

Constituted: Annexure enclosed
3 meetings annually



Signature of Dean



Signature of Assessor

PART – II (DEPARTMENTAL INFORMATION)

- 1 Department inspected: Radio-Diagnosis
- 2 Particulars of HOD
Name: Dr. Keshav Kumar ADT Age: 51 (Date of Birth) 12.10 1967


PG Degree	Year	Institutio	Universit
Recognized	1995	Govt. Medical College Mysore	Mysore University

Teaching Experience


Designation	Institution	From	TO	Total experience
Asst. Professor	Al- Ameen Medical College	2-11-1997	30-10-2000	3 yrs
	Basaveshwara Medical College	1-11-2000	15-11-2002	2 yrs
	KMC	1-12-2006	30-06-2007	7 months
Assoc Professor/ Reader	KVG Medical College, Sullia SSMC, Tumkur	16-11-2002	21-11-2003	4 yrs 6M
		22-11-2003 01/12/2006	30-11-2006 28/02/2013	
Professor	Kannur Medical College	1/10/2013	Onwards	5 yrs 1 M
Grand Total				15 yrs,

- a) Purpose of Present inspection: Grant of Recognition of 2 MD Radio-diagnosis seats.
- b) Date of last MCI inspection of the department: 12-12-2014
- c) Purpose of Last Inspection: To start MD Radio-diagnosis course.
- d) Result of last Inspection: Permitted for 2 MD Radio-diagnosis seats.
- 3 Mode of selection (actual/proposed) of PG students – PG Medical entrance test conducted by National Board of Examinations (NBE) / Kerala State government.
- 4 If course already started, year wise number of PG students admitted and available PG teachers during the last 5 years:

Year	No. of PG students admitted		No. of PG Teachers available in the dept. (give names)
	Degree	Diploma	
2018	2	NA	3 - Dr. Keshav Kumar ADT, Dr. CS Ramesh, Dr Sheethal CM
2017	2	NA	2 - Dr. Keshav Kumar ADT, Dr. CS Ramesh
2016	2	NA	2 - Dr. Keshav Kumar ADT, Dr. CS Ramesh, Dr. Sinew Raz
2015	2	NA	2 - Dr. Keshav Kumar ADT, Dr. CS Ramesh, Dr. Sinew Raz
2014			
2013			



Signature of Dean



Signature of Assessor